

FX Forecasts

Description

FX Forecasts is a tool for viewing and analysing Nordea's official foreign exchange forecasts up to ± 2 years alongside consensus forecasts and forward rates. Forecasts are updated regularly.

Settings

FX Cross: Specifies the currency cross

Forecasts: Specifies the forecasts types to include in the report – Forward, Nordea, Consensus.

From Date: Specifies the start date of the historical spot values.

Include data: Specifies if data tables should be included in the report.

User forecasts: Specifies if user defined forecasts should be included in the report. If enabled the data table in the report will include a column for entering user forecasts.

Risk Cones:

Risk cones illustrating the expected outcome of a currency rate given a certain confidence level. Risk cones are calculated based on current market conditions, including current exchange rate level and volatilities.

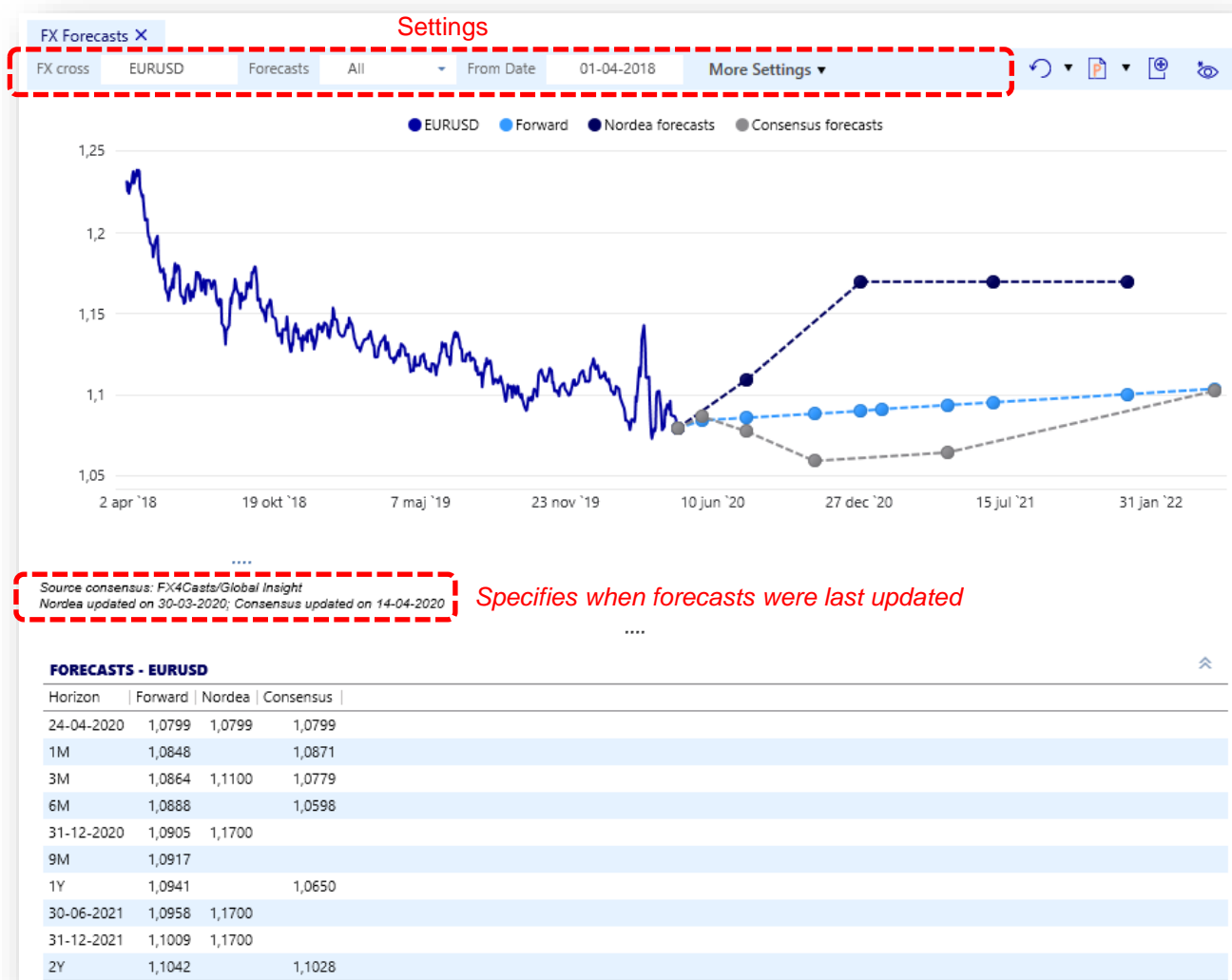
- **Enable Risk cones:** Specifies whether to include risk cones or not.
- **Confidence level:** Specifies the confidence level of the calculated risk cone.

Additional FX crosses:

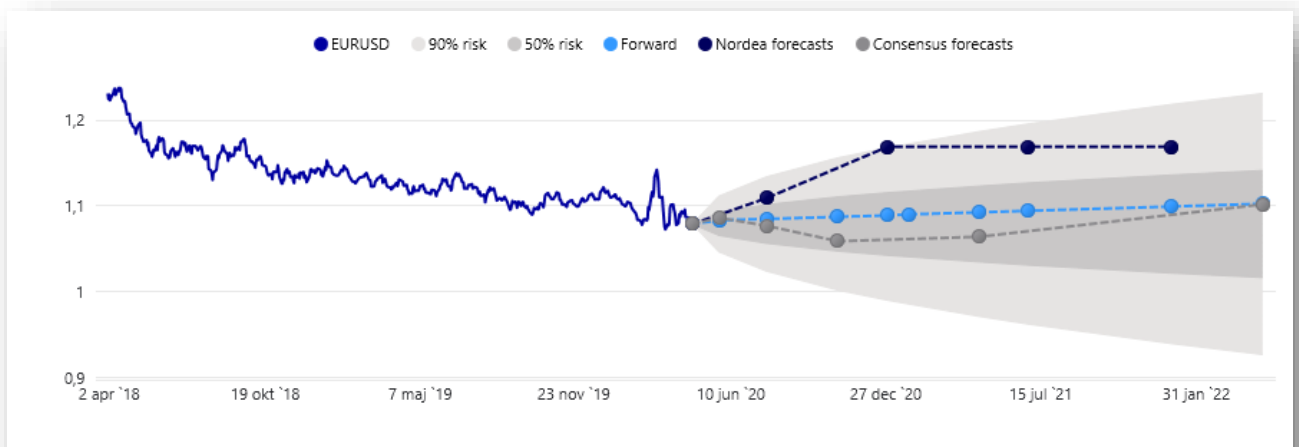
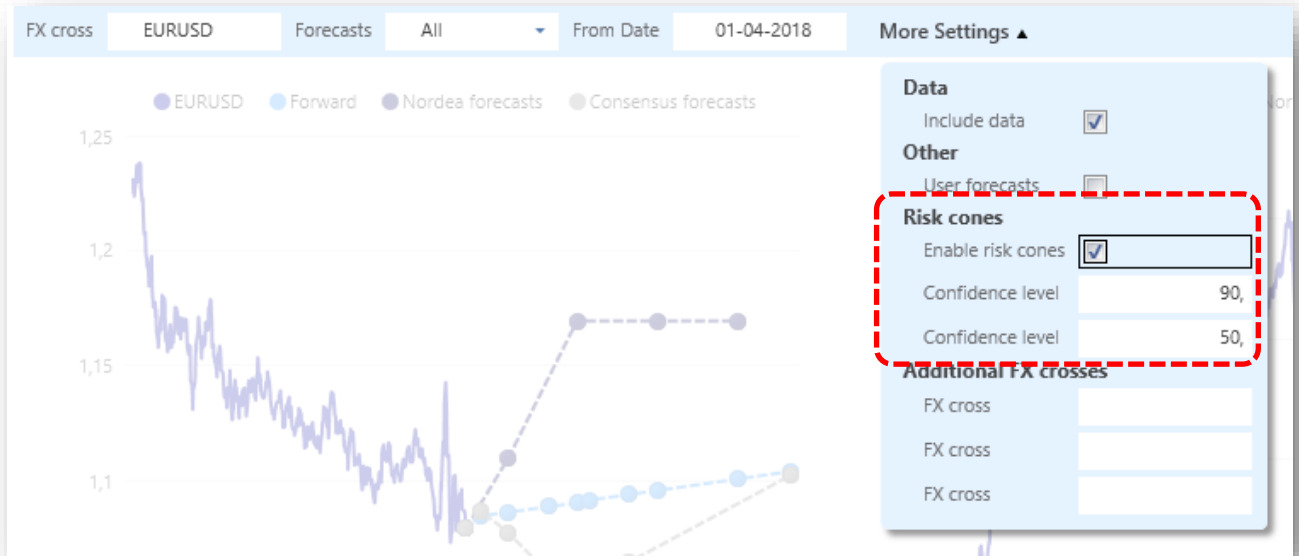
Adds the possibility to view forecasts for multiple currency pairs in one report.

Report

Standard report view



Report view with Risk cones enabled:



Source consensus: FX4Casts/Global Insight
 Nordea updated on 30-03-2020; Consensus updated on 14-04-2020

FORECASTS - EURUSD

Horizon	Forward	Nordea	Consensus
24-04-2020	1,0799	1,0799	1,0799
1M	1,0842		1,0871
3M	1,0858	1,1100	1,0779
6M	1,0882		1,0598
31-12-2020	1,0899	1,1700	
9M	1,0911		
1Y	1,0935		1,0650
30-06-2021	1,0952	1,1700	
31-12-2021	1,1003	1,1700	
2Y	1,1036		1,1028

RISK CONE VALUES

Horizon	90% Upper limit	50% Upper limit	50% Lower limit	90% Lower limit
24-04-2020	1,0799	1,0799	1,0799	1,0799
1M	1,1123	1,0932	1,0666	1,0475
3M	1,1348	1,1024	1,0574	1,0250
6M	1,1570	1,1115	1,0483	1,0028
31-12-2020	1,1689	1,1164	1,0434	0,9909
9M	1,1734	1,1182	1,0416	0,9864
1Y	1,1877	1,1241	1,0357	0,9721
30-06-2021	1,1966	1,1278	1,0320	0,9631
31-12-2021	1,2193	1,1371	1,0227	0,9405
2Y	1,2322	1,1423	1,0174	0,9276

Report with multiple currency pairs:

