

Nordea

Forecasts

A guide to working with Forecasts in Nordea Analytics

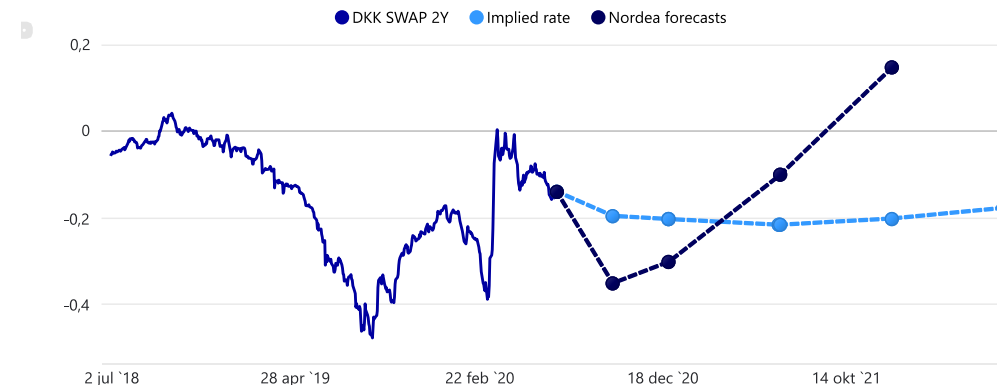
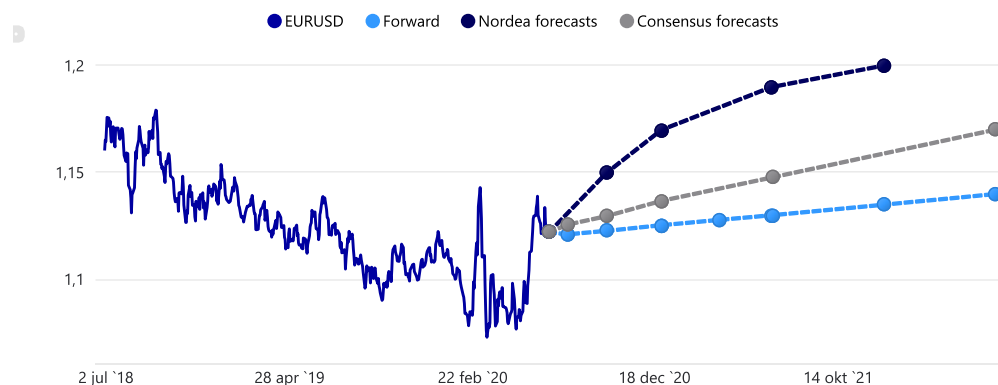


Forecasts in Nordea Analytics – an introduction

Nordea Analytics forecasts applications includes historical development, Nordea Markets forecasts, expected future levels based on current market observations and consensus forecasts.


Forecasts are split into Yield and FX forecasts with different overviews:

Report group	Report Name	Description
Yield Forecasts	Yield Forecasts	Compare Nordea Markets forecasts to implied rates and consensus. Available for Leading, LIBOR, Government, and Swap rates
	Nordea Yield Forecasts	Aggregated view of Nordea Markets forecasts
FX Forecasts	FX Forecasts	Compare Nordea Markets forecasts to forward rates and consensus for single currency pair.
	FX Forecasts Overview	Aggregated view of Nordea Markets forecasts, forward rates and consensus for multiple currency pairs.





Forecasts in Nordea Analytics – Getting started

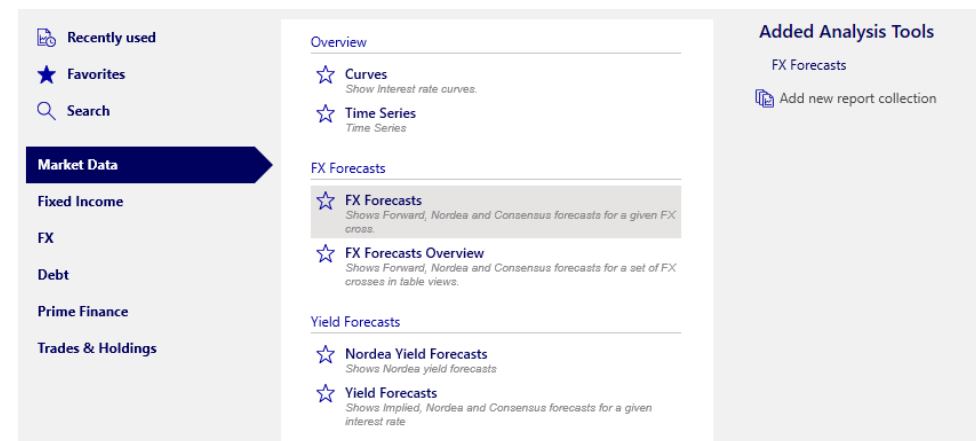
The forecast applications should be available to you from the front page of Nordea Analytics. (Click to open)

If this is not the case, you can click the add button  next to **Analysis Tools** to bring up a new window with all available reports. The forecasts reports are available under Market Data. Click on the desired report and it will be added under **Added Analysis Tools**. You can either open the report from here or close the menu and open the report from the front page.



Analysis Tools 

-  **YIELD FORECASTS** 
 - Yield Forecasts
 - Nordea Yield Forecasts
-  **FX FORECASTS** 
 - FX Forecasts
 - FX Forecasts Overview

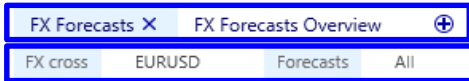


The screenshot shows the Nordea Analytics interface. On the left is a navigation sidebar with categories: Recently used, Favorites, Search, Market Data (highlighted), Fixed Income, FX, Debt, Prime Finance, and Trades & Holdings. The main content area is divided into three sections: Overview (with Curves and Time Series), FX Forecasts (with FX Forecasts and FX Forecasts Overview), and Yield Forecasts (with Nordea Yield Forecasts and Yield Forecasts). On the right is a panel titled 'Added Analysis Tools' which currently contains 'FX Forecasts' and an 'Add new report collection' button.

Forecasts in Nordea Analytics – Getting started

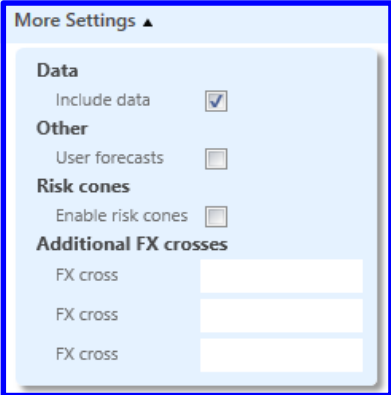
Common for reports in Nordea Analytics is the settings panel. This is found in the top of the report.

If reports are added to a collection you can navigate between them

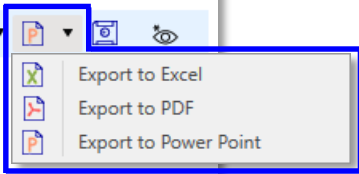


Main settings of report

Additional report settings. Visible when **More Settings** is clicked



Export report to Excel, PDF, or PowerPoint

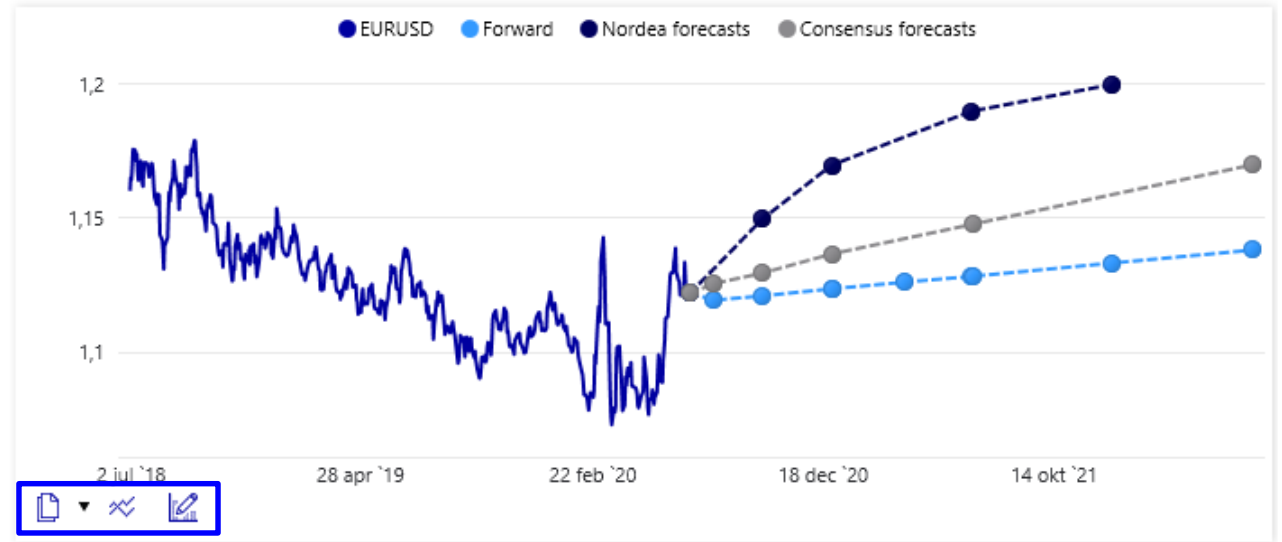


To run the report click the big “Play” button in the middle of the report.



Forecasts in Nordea Analytics – Output

Charts in the report can be altered or copied by hovering your mouse of the chart. You can copy, format axes, and manage series.



Data grids can be copied by hovering your mouse over the grid.

FORECASTS - EURUSD			
Horizon	Forward	Nordea	Consensus
30-06-2020	1,1224	1,1224	1,1224
1M	1,1198	1,1260	1,1260
3M	1,1214	1,1500	1,1299
6M	1,1244	1,1370	1,1370